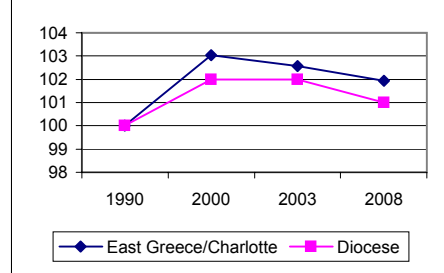
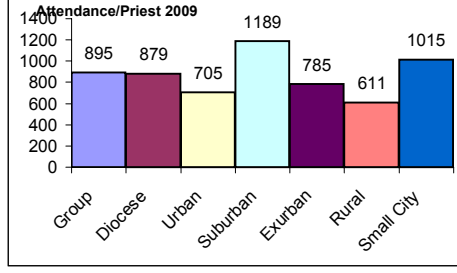
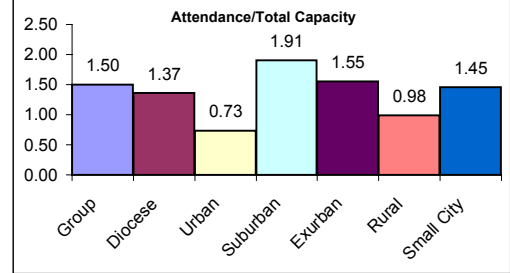
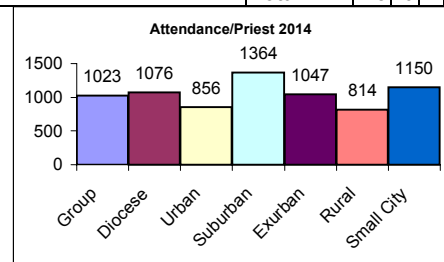
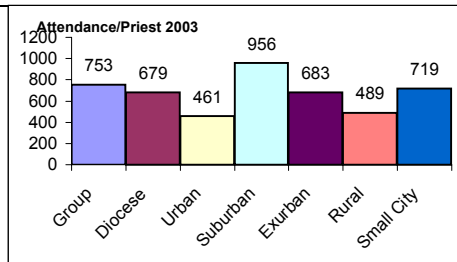
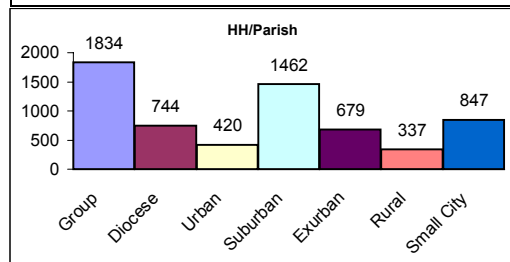


East Greece											Suburban								
Entities	Priests		Other Staff		Ratios	HH	ATT	CAP	M	B	F	W	Priest	D	O	E	RA		
Parishes	6	Pastors	5	Deacons	4	11001	7158	4760	23	298	371	77	Wheeland	1					
Colleges	0	Priest Ad.	0	Pastoral Admin	1	1834	1193	793	3.83	50	62	13	Metzger				1		
Hospitals	0	PV	3			2750	1790	1190	5.8	75	92.8	19	Bradshaw	1					
Prisons	0	SM	1.5	Current Priests	9.5	Priest Ratio	1158	753	501	2.42	31	39	Beligotti, R	1					
Migrant	0	Chap	0	Projected Priests 2004-9	8	2009 Priest Ratio	1375	895	595	2.88	37	46	10	Brown, T	1				
Other	0	Other	0	Projected Priests 2009-14	7	2014 Priest Ratio	1572	1023	680	3.29	43	53	11	Forni	1				
Total	6	Total	9.5	Largest W.S.	1200	Min. Masses in Largest W.S.			8.5	ATT/CAP	1.50		Kellner	0.5					
Special Circumstances: Park Ridge Hospital is included in Monroe County Health Care group.													Kiongo			1			
													Volino	1					
													Reif	1					
													Total	7.5	0	1	1	9.5	

KEY	
HH	Registered Households
ATT	Average Weekend Mass Attendance
CAP	Capacity of all churches
M	Masses of Sunday obligation
B	Yearly Baptisms
F	Yearly Funerals
W	Yearly Weddings
W.S.	Worship Space

Comments: Personnel figures are as of July 1, 2003. Sacramental and household information is 2002 data. Three retired priests are living in rectories. Another priest works 20 hours as chaplain at Park Ridge and 20 hours as a sacramental minister at Mother of Sorrows. The projected number of priests does not necessarily mean full time priest pastors. Since all pastoral leadership positions are open to pastoral administrators, a "projected priest" could be a sacramental minister who serves with a pastoral administrator on either a full time or part time basis.



Min. Masses in largest worship space is calculated using an average of 70% capacity used and current weekend attendance.