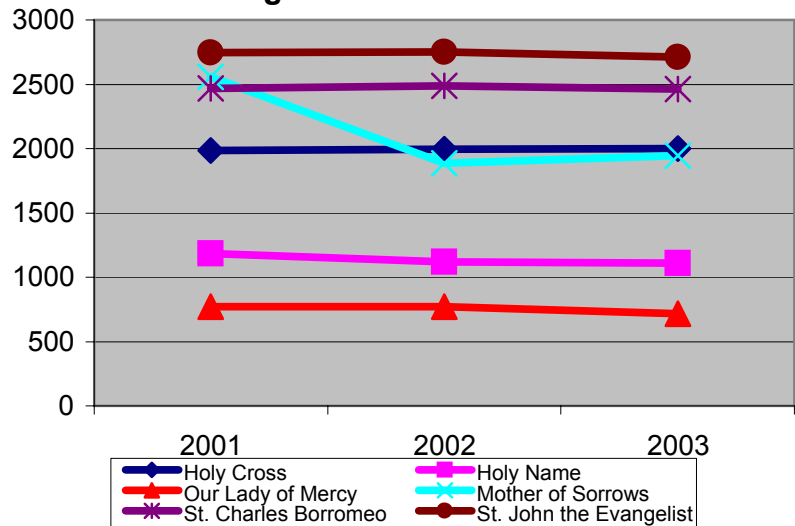


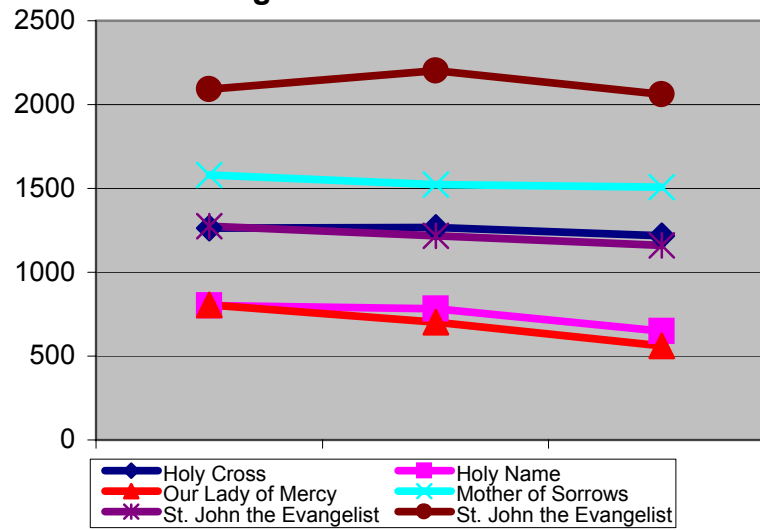
<b>Parish</b>	<b>2001</b>	<b>2002</b>	<b>2003</b>
<b>Holy Cross</b>			
Households	1983	1995	2001
Attendance	1264	1268	1218
Baptisms	62	72	54
Deaths	98	117	95
Weddings	8	14	23
Surplus/Deficit	-43	-11	-110
<b>Holy Name</b>			
Households	1185	1120	1111
Attendance	802	783	650
Baptisms	23	21	14
Deaths	35	17	41
Weddings	8	4	7
Surplus/Deficit	-297	87	105
<b>Our Lady of Mercy</b>			
Households	770	770	717
Attendance	805	704	562
Baptisms	23	18	22
Deaths	21	17	29
Weddings	2	2	8
Surplus/Deficit	188	-870	-105
<b>Mother of Sorrows</b>			
Households	2556	1888	1946
Attendance	1581	1522	1509
Baptisms	44	53	51
Deaths	58	53	48
Weddings	12	20	14
Surplus/Deficit	-77	69	31
<b>St. Charles Borromeo</b>			
Households	2467	2486	2464
Attendance	1274	1219	1159
Baptisms	95	78	81
Deaths	88	89	88
Weddings	22	18	14
Surplus/Deficit	-49	-20	-42
<b>St. John the Evangelist</b>			
Households	2747	2750	2713

Attendance	2090	2201	2061
Baptisms	73	67	54
Deaths	102	84	83
Weddings	19	25	27
Surplus/Deficit	-6	-190	-121
<b>Eastern Greece/Charlotte</b>			
Households	11708	11009	10952
Attendance	7816	7697	7159
Baptisms	320	309	276
Deaths	402	377	384
Weddings	71	83	93
Surplus/Deficit	-284	-935	-242

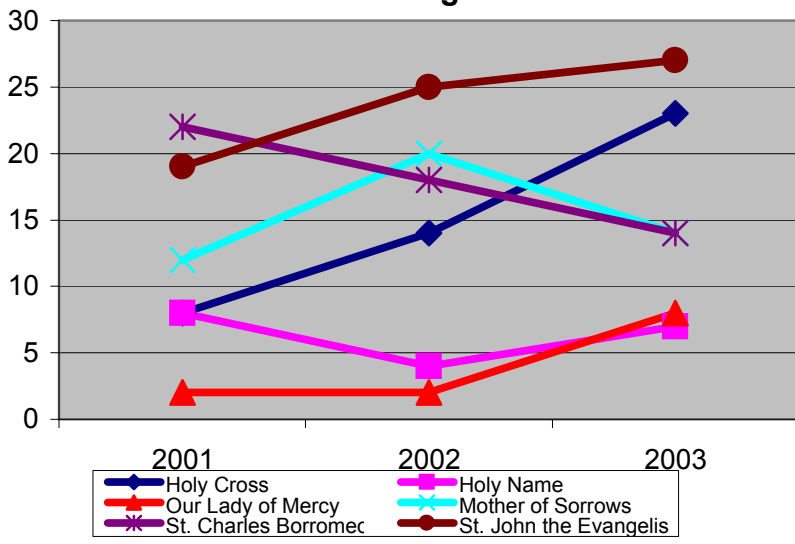
### Registered Households



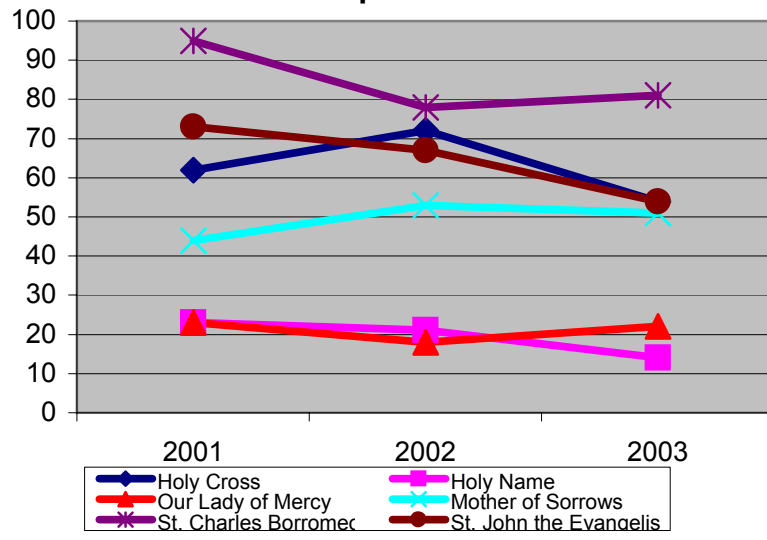
### Average Weekend Attendance



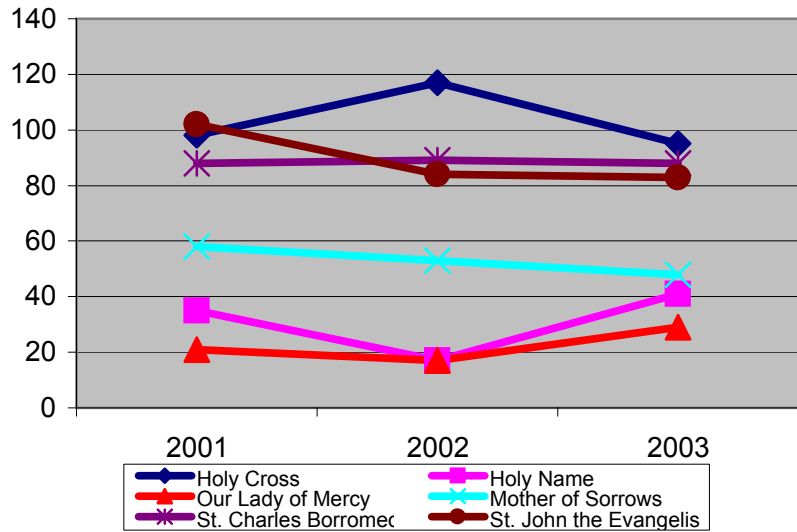
### Weddings



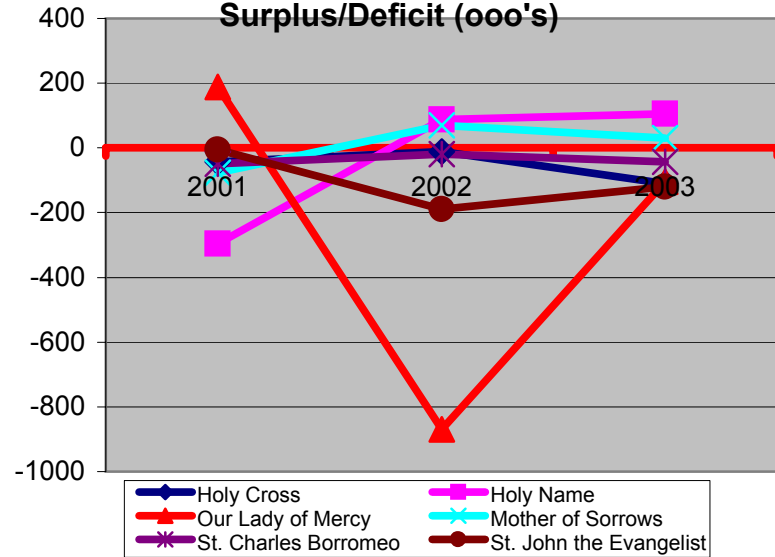
### Baptisms



### Deaths



### Surplus/Deficit (ooo's)



### Eastern Greece/Charlotte Planning Group

(NOTE: two different scales)

